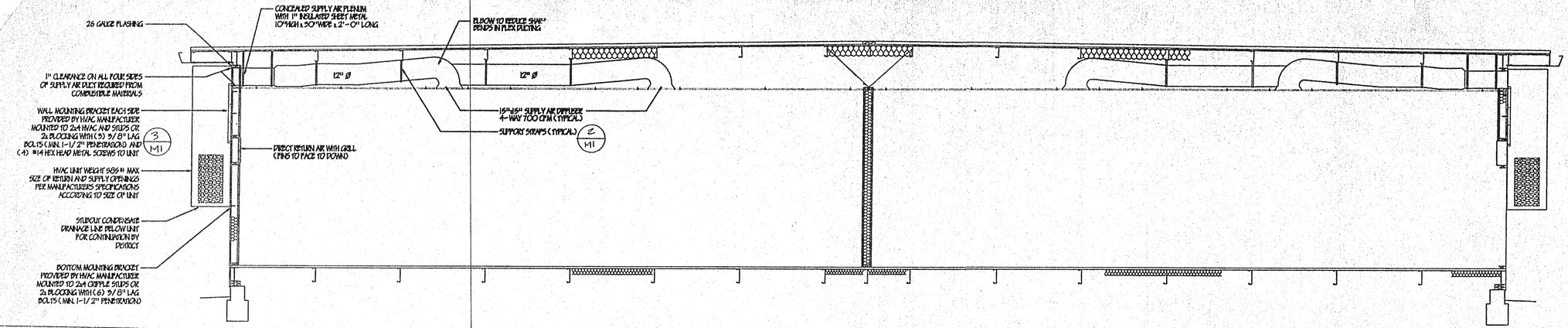

HEAT/SUPPLY AIR DUCT CROSS SECTION

SCALE: 3/8"=1'-0"

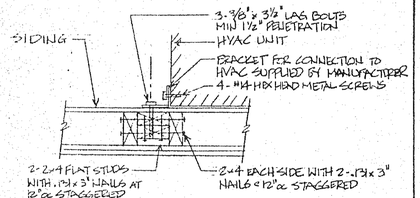

3 ALT WALL FRAMING AT HVAC

SCALE: 1½"=1'-0"

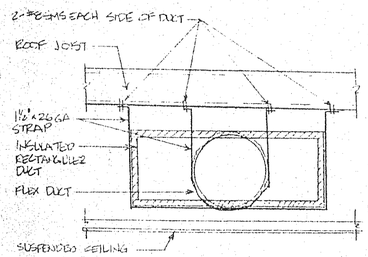

2 DUCT MOUNTING

SCALE 1"=1'-0"

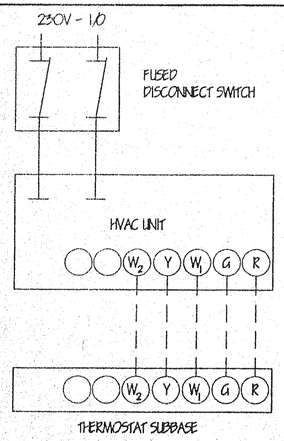

1 CONTROL SCHEMATIC

SCALE: NONE

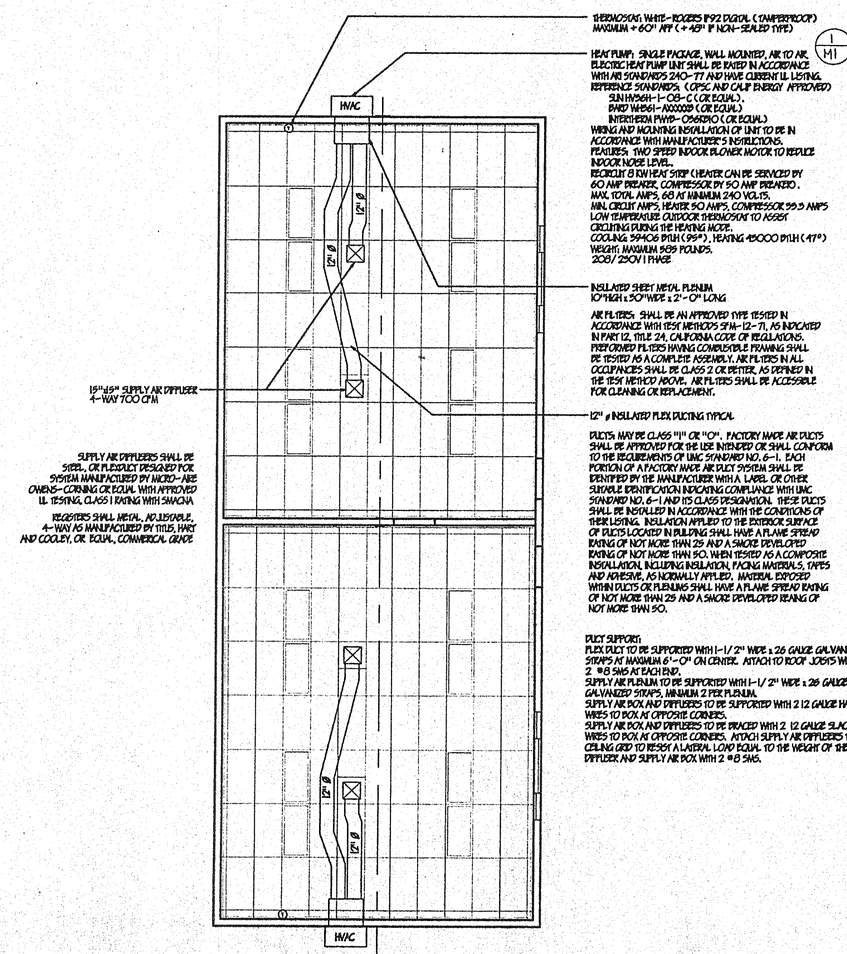

24'x60' MECHANICAL (HVAC) PLAN

SCALE: 3/16"=1'-0"

GENERAL NOTES

THE SEISMIC ANCHORAGE OF MECHANICAL EQUIPMENT SHALL CONFORM TO CCC TITLE 24. (SEE STRUCTURAL DRAWINGS)

ANCHORAGE DETAILS FOR ROOF / FLOOR MOUNTED EQUIPMENT LESS THAN 400 POUNDS AND HANG EQUIPMENT LESS THAN 20 POUNDS MAY BE OMITTED FROM THE DRAWINGS.

ALL MECHANICAL EQUIPMENT SHALL BE BRACED OR ANCHORED TO RESIST A HORIZONTAL FORCE ACTING IN ANY DIRECTION USING THE FOLLOWING EQUIP. ON GRADE: 20% OF OPERATION WEIGHT EQUIP. ON STRUCTURE: 50% OF OPERATING WEIGHT FOR FLOOR/RAFTER MOUNTED EQUIPMENT USE 4 TIMES THE ABOVE VALUES. FOR SIMULTANEOUS VERTICAL FORCE USE 1/3 TIMES THE HORIZONTAL FORCE. THE ABOVE VALUES ARE FOR AN IMPORTANCE FACTOR, I=1.0 AND SEISMIC ZONE, Z=.4

1. WHERE ANCHORAGE DETAILS ARE NOT SHOWN, THE FIELD INSTALLATION SHALL BE SUBJECT TO THE APPROVAL OF THE ARCHITECT AND THE FIELD ENGINEER OF DSA.

ALL FINISHES SHALL COMPLY WITH CBC CHAPTERS 3, 6, 7, 8, AND 10

DUCTWORK SHALL BE RIGIDLY ATTACHED TO BUILDING AND SHALL NOT BE CLOSER THAN 6" TO HANGER WIRES.

REGISTERS SHALL BE POSITIVELY ATTACHED WITH 4-10GA SHEET METAL SCREWS.

CEILING PANELS: 2'x4' LAY-IN PANELS, ASTM FLAME SPREAD CLASS I (0-25), FLAME SPREAD SMOKE DEVELOPMENT DENSITY LESS THAN 450.

SEE SHEET A1 FOR GENERAL SPECIFICATIONS AND VARIABLE SPECIFICATIONS

SEE SHEET S0.1 FOR STRUCTURAL NOTES
SEE DETAIL 3/S0.2 FOR STRUCTURAL FRAMING

ABBREVIATIONS:

AL. OR ALUM	ALUMINUM
NR	NOT RATED
NO.	NUMBER
MIN.	MINIMUM
MAX.	MAXIMUM
AFF	ABOVE FINISH FLOOR

LEGEND

- MAIN TEE/BAR, CROSS RUNNER — T BAR CEILING
- INDICATED FIXED SIDE
- INDICATED FREE SIDE
- SPLAY WIRE - 4 WAY
- 2'x4' RECESSED LIGHT FIXTURE
- SUPPLY AIR DIFFUSER (15"x15" SUPPLY AIR GRILLE 4-WAY, 700 CFM)

APPROVALS

IDENTIFICATION STAMP
DIV. OF THE STATE ARCHITECT
OFFICE OF REGULATION SERVICES
PC-336
NO: 01 NS: 08 ES: KSP
DATE: 6-24-97

AIA, CSI, CDT, ICBO
P.O. BOX 41054
Sacramento, CA 95841
(916) 332-2453 FAX
(916) 332-2453 PHONE
GRAFICS ARCHITECTURAL SERVICES
GEIGER

LICENSED ARCHITECT
RICHARD C. GEIGER
C-23316
10-31-97
RENEWAL DATE
STATE OF CALIFORNIA

PACESETTER INDUSTRIES, INC.
P.O. BOX 1131, MODESTO, CA 95353 (209) 521-1600

24x60 RELOCATABLE BUILDING

SHEET CONTENTS:
MECHANICAL (HVAC) PLAN
HVAC/ SUPPLY CROSS SECTION
GENERAL NOTES
CONTROL SCHEMATIC

DATE:	JUNE 9, 1997
REV.:	
DRAWING SCALE:	AS SHOWN
PROJECT NUMBER:	97-09

SHEET M1

19 OF 20

COMPUTER SCALE: 3/16"=1'-0"
PACESETTER/24X60/M.DWG