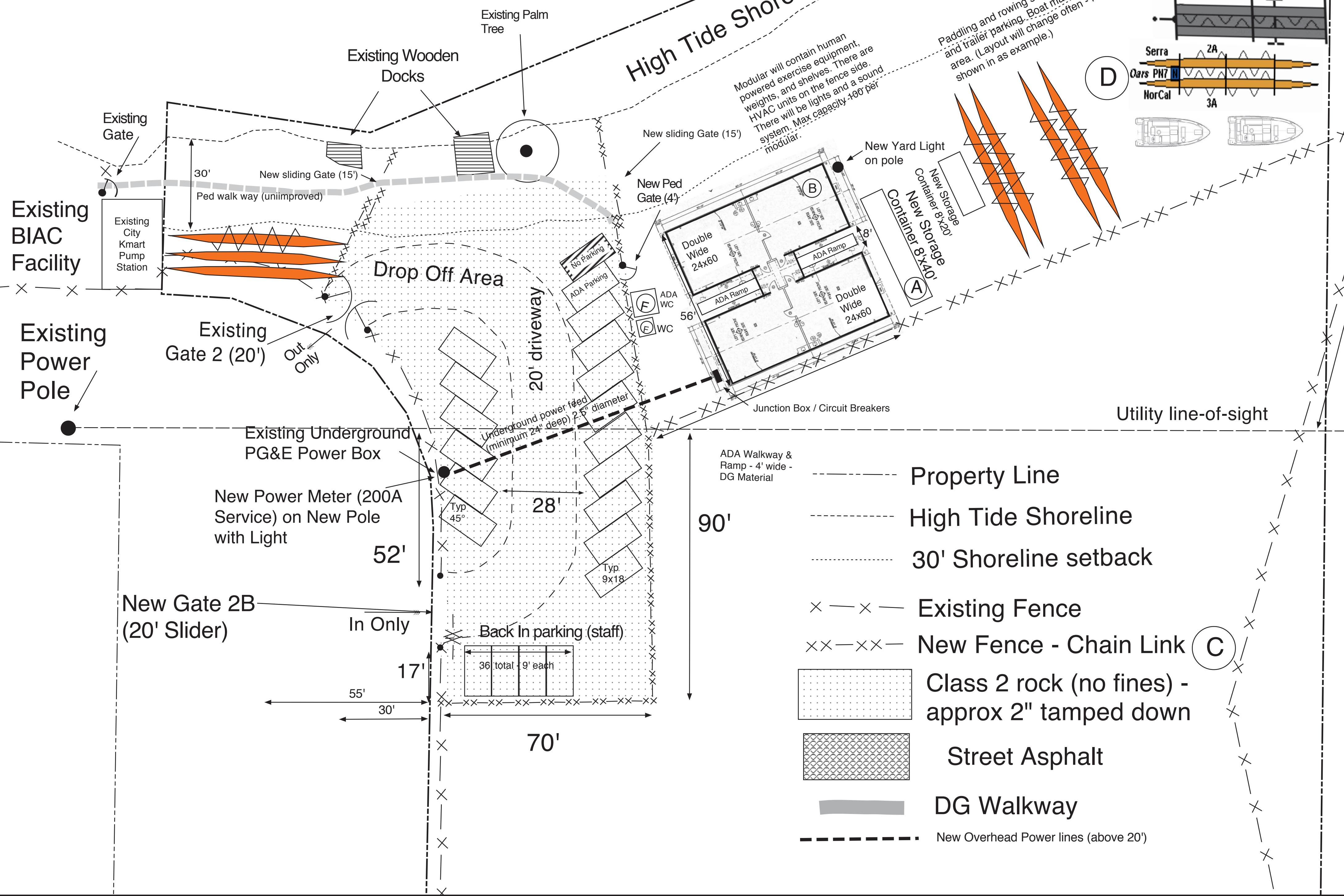


BIAC South Lot Expansion
 1402 Maple Avenue
 APN: 052-392-170
 Redwood City, CA
 2012-09-28
 GAP - PMA





Steinberger Creek


High Tide Shoreline







- Property Line
- High Tide Shoreline
- 30' Shoreline setback
- Existing Fence
- New Fence - Chain Link (C)
- Class 2 rock (no fines) - approx 2" tamped down
- Street Asphalt
- DG Walkway
- New Overhead Power lines (above 20')


(A) Storage Container. 8'x40' metal- Metal container for equipment storage 

(B) Double Wide Trailer for gym equipment including indoor rowing exercise machings (ERGs) ADA Ramp shown 

ERG Exercise machines - 20 - 40 of these will be in tent 

(C) Example of Temporary Chain Link Fence. 8' high panel. 

(D) Rowing shells that will be stored
 Pair - typically 33' long 
 Four - typically 44' long 
 Eight - typically 59' long 

(E) Shell and Boat Trailer - typical 8' wide x 60' long 

(F) Water Closet (Porta Potty) - handicap. 