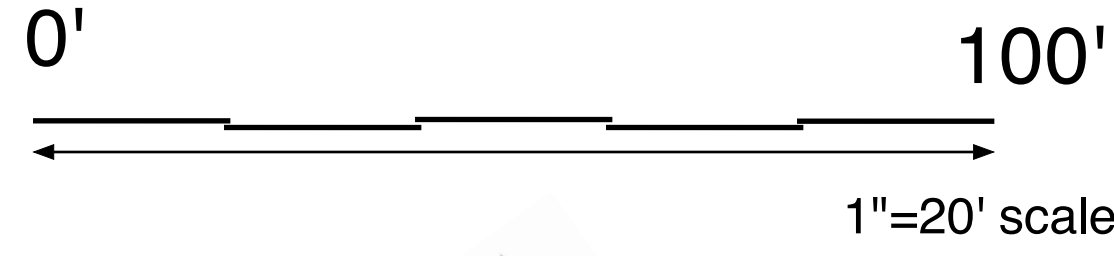
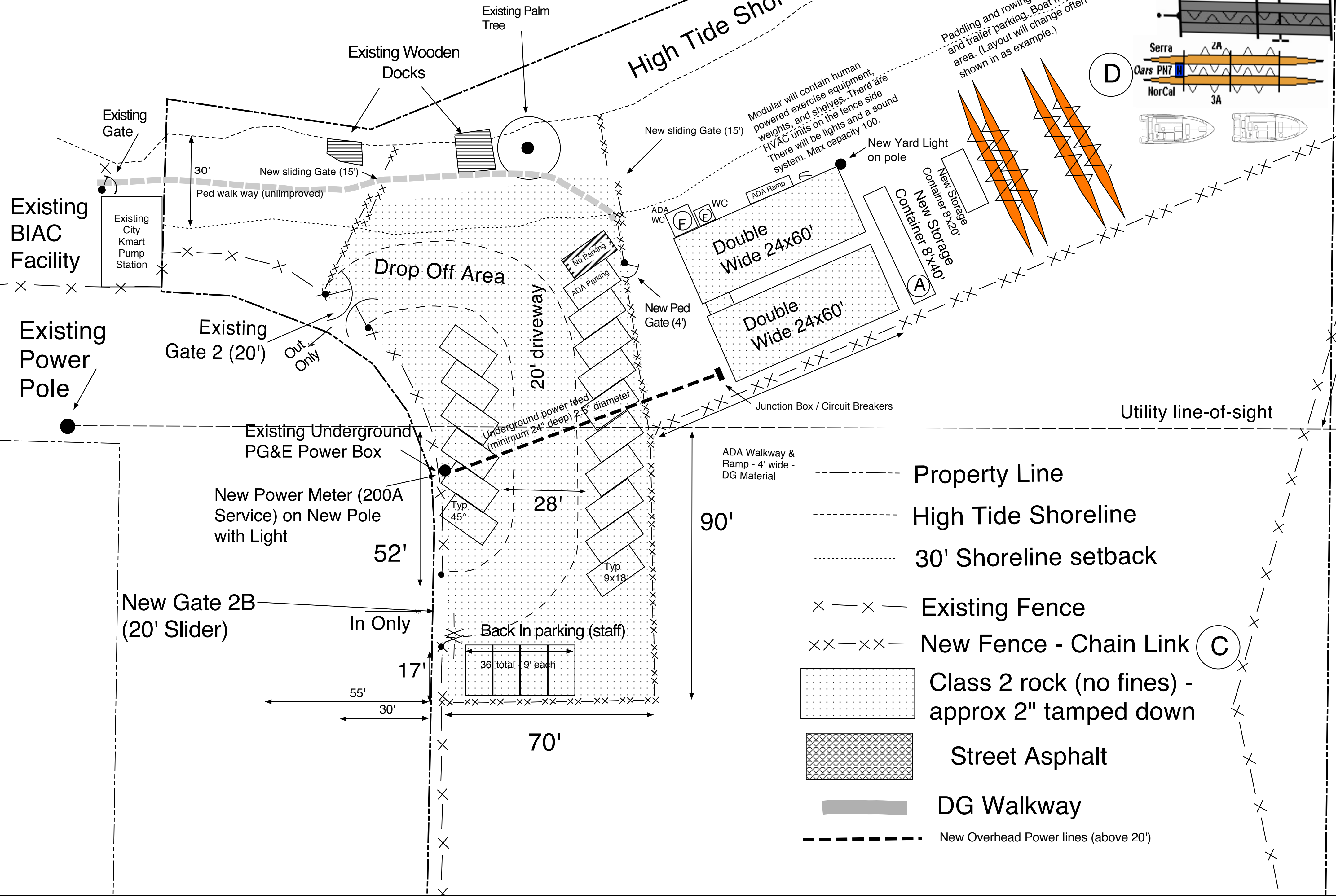






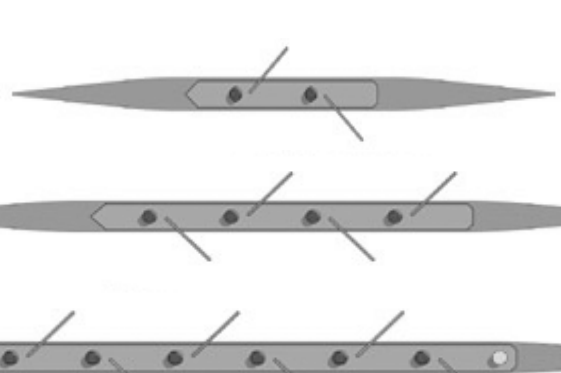


BIAC South Lot Expansion  
 1402 Maple Avenue  
 APN: 052-392-170  
 Redwood City, CA  
 2012-08-21  
 GAP - PMA



Steinberger Creek

High Tide Shoreline



- (A) Storage Container. 8'x40' metal- Metal container for equipment storage 
- (B) Triple Wide Trailer for gym equipment including indoor rowing exercise machines (ERGs) 
- ERG Exercise machines - 20 - 40 of these will be in tent 
- (C) Example of Temporary Chain Link Fence. 8' high panel. 
- (D) Rowing shells that will be stored 
  - Pair - typically 33' long
  - Four - typically 44' long
  - Eight - typically 59' long
- (E) Shell and Boat Trailer - typical 8' wide x 60' long 
- (F) Water Closet (Porta Potty) - handicap. 

- Property Line
- High Tide Shoreline
- 30' Shoreline setback
- Existing Fence
- New Fence - Chain Link (C)
- Class 2 rock (no fines) - approx 2" tamped down
- Street Asphalt
- DG Walkway
- New Overhead Power lines (above 20')

